




District Health Assessment for Multiple District 101 through September 2025

		Clubs							Membership							Member Strength		Cancellation		Reports			Finance	Leadership			
District Name	Status/ Number of Months in Status *	Active Clubs	Clubs in Status Quo	Total Clubs	% Status Quo Clubs in Financial Suspension	New Clubs	Cancelled Clubs	YTD Net Club Gain/ Loss	Current Members In Active Clubs	Current Members In Status Quo Clubs	Current Total Members Count	YTD Add	YTD Drop	YTD NetGrowth (includes Active and Status Quo)	YTD NetGrowth% (includes Active and Status Quo)	Member Count 12 Months Ago	Average Member Count Per Club	% of Clubs with less than 20 members	Average Cancelled Club Age	Members Lost Due to Cancelled Clubs	% of Clubs Reporting Service	% No MMR in 3 Months	% No Officer Report in 12 months	% of Clubs with balance 90+ days	Number of Zone Chairs Recorded	Number of Region Chairs Recorded	District Officers Vacancies **
101 M	T(24)	55	0	55	0%	0	0	0	1012	0	1012	17	10	7	0.70%	981	18	62%	0	0	7%	51%	0%	13%	9	0	
101 N	T(24)	34	0	34	0%	0	0	0	708	0	708	5	15	-10	-1.39%	749	21	56%	0	0	9%	38%	0%	12%	4	0	
101 O	T(24)	51	0	51	0%	0	1	-1	1106	0	1106	10	16	-6	-0.54%	1,179	22	45%	71	0	8%	41%	0%	14%	6	0	
101 S		80	0	80	0%	0	0	0	2113	0	2113	22	20	2	0.09%	2,110	26	30%	0	0	1%	31%	1%	6%	6	0	
101 V		70	0	70	0%	0	1	-1	1599	0	1599	19	27	-8	-0.50%	1,647	23	43%	57	0	3%	41%	0%	7%	9	0	
		290	0	290	0%	0	2	-2	6538	0	6538	73	88	-15	-0.23%	6,666	23	45%	64	0	5%	40%	0%	10%	34	0	




District Health Assessment for Multiple District 102 through September 2025

District Name	Status/ Number of Months in Status *	Clubs							Membership							Member Strength		Cancellation		Reports			Finance	Leadership			
		Active Clubs	Clubs in Status Quo	Total Clubs	% Status Quo Clubs in Financial Suspension	New Clubs	Cancelled Clubs	YTD Net Club Gain/Loss	Current Members In Active Clubs	Current Members In Status Quo Clubs	Current Total Members Count	YTD Add	YTD Drop	YTD NetGrowth (includes Active and Status Quo)	YTD NetGrowth% (includes Active and Status Quo)	Member Count 12 Months Ago	Average Member Count Per Club	% of Clubs with less than 20 members	Average Cancelled Club Age	Members Lost Due to Cancelled Clubs	% of Clubs Reporting Service	% No MMR in 3 Months	% No Officer Report in 12 months	% of Clubs with balance 90+ days	Number of Zone Chairs Recorded	Number of Region Chairs Recorded	District Officers Vacancies **
102 W		107	0	107	0%	0	0	0	3887	0	3887	49	23	26	0.67%	3,929	36	7%	0	0	16%	0%	0%	100%	0	0	
102 E		95	0	95	0%	0	0	0	3305	0	3305	26	28	-2	-0.06%	3,326	35	4%	0	0	27%	0%	0%	99%	4	3	
102 C		72	0	72	0%	0	0	0	2996	0	2996	26	17	9	0.30%	3,035	42	0%	0	0	15%	0%	0%	100%	0	0	
		274	0	274	0%	0	0	0	10188	0	10188	101	68	33	0.32%	10,290	37	4%	0	0	20%	0%	0%	100%	4	3	




District Health Assessment for Multiple District 103 through September 2025

		Clubs							Membership							Member Strength		Cancellation		Reports			Finance		Leadership		
District Name	Status/ Number of Months in Status *	Active Clubs	Clubs in Status Quo	Total Clubs	% Status Quo Clubs in Financial Suspension	New Clubs	Cancelled Clubs	YTD Net Club Gain/ Loss	Current Members In Active Clubs	Current Members In Status Quo Clubs	Current Total Members Count	YTD Add	YTD Drop	YTD NetGrowth (includes Active and Status Quo)	YTD NetGrowth% (includes Active and Status Quo)	Member Count 12 Months Ago	Average Member Count Per Club	% of Clubs with less than 20 members	Average Cancelled Club Age	Members Lost Due to Cancelled Clubs	% of Clubs Reporting Service	% No MMR in 3 Months	% No Officer Report in 12 months	% of Clubs with balance 90+ days	Number of Zone Chairs Recorded	Number of Region Chairs Recorded	District Officers Vacancies **
103 N		103	0	103	0%	0	0	0	2024	0	2024	30	35	-5	-0.25%	2,008	20	51%	0	0	2%	2%	0%	0%	0	0	
103NIE		72	0	72	0%	0	0	0	1421	0	1421	10	33	-23	-1.59%	1,458	20	53%	0	0	14%	4%	1%	0%	0	0	
103 E		116	0	116	0%	0	0	0	2256	0	2256	27	42	-15	-0.66%	2,284	19	52%	0	0	9%	9%	1%	0%	0	0	
103 C		70	0	70	0%	0	2	-2	1319	0	1319	16	38	-22	-1.64%	1,368	19	53%	50	0	3%	6%	3%	40%	0	0	
103CC	T(18)	65	0	65	0%	0	0	0	1216	0	1216	30	28	2	0.16%	1,239	19	63%	0	0	15%	0%	0%	48%	0	0	
103CE		64	0	64	0%	0	0	0	1300	0	1300	29	23	6	0.46%	1,284	20	47%	0	0	11%	8%	6%	95%	0	0	
103CS		88	0	88	0%	0	0	0	2052	0	2052	32	29	3	0.15%	2,020	23	40%	0	0	5%	8%	0%	0%	0	0	
103CW		77	0	77	0%	0	0	0	1513	0	1513	35	29	6	0.40%	1,486	20	55%	0	0	6%	1%	1%	0%	0	0	
103SE		64	0	64	0%	1	0	1	1251	0	1251	52	32	20	1.62%	1,267	20	56%	0	0	3%	2%	0%	36%	11	0	
103 S		113	0	113	0%	1	0	1	2110	0	2110	56	59	-3	-0.14%	2,116	19	63%	0	0	5%	12%	0%	0%	14	0	
103SW		82	0	82	0%	0	0	0	1483	0	1483	43	30	13	0.88%	1,541	18	68%	0	0	15%	4%	1%	16%	0	0	
103 W		74	0	74	0%	0	0	0	1518	0	1518	15	21	-6	-0.39%	1,517	21	50%	0	0	5%	8%	4%	7%	0	0	
103IE	T(24)	49	0	49	0%	1	0	1	867	0	867	26	12	14	1.64%	854	18	61%	0	0	4%	4%	2%	61%	0	0	
103IP	T(24)	40	0	40	0%	0	0	0	540	0	540	21	38	-17	-3.05%	558	14	75%	0	0	10%	15%	0%	20%	4	0	
103IW		80	0	80	0%	0	0	0	1296	0	1296	9	17	-8	-0.61%	1,328	16	73%	0	0	3%	21%	1%	1%	0	0	
		1157	0	1157	0%	3	2	1	22166	0	22166	431	466	-35	-0.16%	22,328	19	57%	50	0	7%	7%	1%	17%	29	0	




District Health Assessment for Multiple District 103 through September 2025

		Clubs							Membership							Member Strength		Cancellation		Reports			Finance	Leadership			
District Name	Status/ Number of Months in Status *	Active Clubs	Clubs in Status Quo	Total Clubs	% Status Quo Clubs in Financial Suspension	New Clubs	Cancelled Clubs	YTD Net Club Gain/Loss	Current Members In Active Clubs	Current Members In Status Quo Clubs	Current Total Members Count	YTD Add	YTD Drop	YTD NetGrowth (includes Active and Status Quo)	YTD NetGrowth% (includes Active and Status Quo)	Member Count 12 Months Ago	Average Member Count Per Club	% of Clubs with less than 20 members	Average Cancelled Club Age	Members Lost Due to Cancelled Clubs	% of Clubs Reporting Service	% No MMR in 3 Months	% No Officer Report in 12 months	% of Clubs with balance 90+ days	Number of Zone Chairs Recorded	Number of Region Chairs Recorded	District Officers Vacancies **
104 A	T(24)	45	0	45	0%	0	0	0	954	0	954	42	18	24	2.58%	943	21	44%	0	0	36%	33%	4%	9%	8	0	
104 B		62	0	62	0%	0	0	0	1523	0	1523	27	37	-10	-0.65%	1,534	25	32%	0	0	55%	31%	0%	15%	10	0	
104 C		64	0	64	0%	0	0	0	1383	0	1383	31	21	10	0.73%	1,393	22	45%	0	0	23%	44%	9%	9%	10	0	
104 D		70	0	70	0%	0	2	-2	1570	0	1570	48	45	3	0.19%	1,581	22	43%	48	24	31%	47%	0%	3%	17	0	
104 E		77	0	77	0%	0	0	0	1801	0	1801	19	40	-21	-1.15%	1,852	23	36%	0	0	26%	40%	1%	12%	10	0	
		318	0	318	0%	0	2	-2	7231	0	7231	167	161	6	0.08%	7,303	23	40%	48	24	34%	40%	3%	9%	55	0	




District Health Assessment for Multiple District 105 through September 2025

		Clubs							Membership							Member Strength		Cancellation		Reports			Finance	Leadership			
District Name	Status/ Number of Months in Status *	Active Clubs	Clubs in Status Quo	Total Clubs	% Status Quo Clubs in Financial Suspension	New Clubs	Cancelled Clubs	YTD Net Club Gain/Loss	Current Members In Active Clubs	Current Members In Status Quo Clubs	Current Total Members Count	YTD Add	YTD Drop	YTD NetGrowth (includes Active and Status Quo)	YTD NetGrowth% (includes Active and Status Quo)	Member Count 12 Months Ago	Average Member Count Per Club	% of Clubs with less than 20 members	Average Cancelled Club Age	Members Lost Due to Cancelled Clubs	% of Clubs Reporting Service	% No MMR in 3 Months	% No Officer Report in 12 months	% of Clubs with balance 90+ days	Number of Zone Chairs Recorded	Number of Region Chairs Recorded	District Officers Vacancies **
105 A		70	0	70	0%	1	0	1	1277	0	1277	65	18	47	3.82%	1,230	18	59%	0	0	63%	34%	0%	37%	12	0	
105CE		79	0	79	0%	0	1	-1	1328	0	1328	23	15	8	0.61%	1,382	17	66%	12	0	32%	41%	4%	8%	9	0	
105CN	T(24)	76	0	76	0%	0	0	0	1002	0	1002	26	26	0	0.00%	1,040	13	80%	0	0	36%	45%	11%	12%	7	0	2nd VDG
105CW		91	0	91	0%	0	2	-2	1578	0	1578	23	24	-1	-0.06%	1,598	17	63%	2	0	30%	48%	1%	8%	17	5	
105 N	T(24)	62	0	62	0%	0	1	-1	927	0	927	31	20	11	1.20%	951	15	73%	34	1	56%	40%	2%	6%	0	0	2nd VDG
105SC	T(24)	48	1	49	100%	0	2	-2	979	0	979	19	10	9	0.93%	998	20	53%	58	0	53%	31%	2%	2%	7	0	
105SE	T(24)	48	0	48	0%	0	0	0	1028	0	1028	33	29	4	0.39%	1,057	21	52%	0	0	21%	27%	2%	0%	0	0	
105SW	T(24)	51	0	51	0%	1	0	1	927	0	927	62	40	22	2.43%	918	18	63%	0	0	43%	35%	0%	8%	9	0	
		525	1	526	100%	2	6	-4	9046	0	9046	282	182	100	1.12%	9,174	17	64%	28	1	41%	39%	3%	11%	61	5	




District Health Assessment for Multiple District 106 through September 2025

		Clubs							Membership							Member Strength		Cancellation		Reports			Finance	Leadership			
District Name	Status/ Number of Months in Status *	Active Clubs	Clubs in Status Quo	Total Clubs	% Status Quo Clubs in Financial Suspension	New Clubs	Cancelled Clubs	YTD Net Club Gain/Loss	Current Members In Active Clubs	Current Members In Status Quo Clubs	Current Total Members Count	YTD Add	YTD Drop	YTD NetGrowth (includes Active and Status Quo)	YTD NetGrowth% (includes Active and Status Quo)	Member Count 12 Months Ago	Average Member Count Per Club	% of Clubs with less than 20 members	Average Cancelled Club Age	Members Lost Due to Cancelled Clubs	% of Clubs Reporting Service	% No MMR in 3 Months	% No Officer Report in 12 months	% of Clubs with balance 90+ days	Number of Zone Chairs Recorded	Number of Region Chairs Recorded	District Officers Vacancies **
106 A	T(24)	78	0	78	0%	0	0	0	1076	0	1076	5	22	-17	-1.56%	1,112	14	79%	0	0	1%	53%	4%	0%	9	0	
106 B		107	0	107	0%	0	0	0	2329	0	2329	24	46	-22	-0.94%	2,370	22	38%	0	0	4%	38%	5%	0%	12	0	
106 C	T(24)	66	0	66	0%	0	0	0	1140	0	1140	15	29	-14	-1.21%	1,200	17	61%	0	0	2%	47%	12%	0%	0	0	
		251	0	251	0%	0	0	0	4545	0	4545	44	97	-53	-1.15%	4,682	18	57%	0	0	2%	45%	6%	0%	21	0	




District Health Assessment for Multiple District 107 through September 2025

		Clubs							Membership							Member Strength		Cancellation		Reports			Finance	Leadership			
District Name	Status/ Number of Months in Status *	Active Clubs	Clubs in Status Quo	Total Clubs	% Status Quo Clubs in Financial Suspension	New Clubs	Cancelled Clubs	YTD Net Club Gain/Loss	Current Members In Active Clubs	Current Members In Status Quo Clubs	Current Total Members Count	YTD Add	YTD Drop	YTD NetGrowth (includes Active and Status Quo)	YTD NetGrowth% (includes Active and Status Quo)	Member Count 12 Months Ago	Average Member Count Per Club	% of Clubs with less than 20 members	Average Cancelled Club Age	Members Lost Due to Cancelled Clubs	% of Clubs Reporting Service	% No MMR in 3 Months	% No Officer Report in 12 months	% of Clubs with balance 90+ days	Number of Zone Chairs Recorded	Number of Region Chairs Recorded	District Officers Vacancies **
107 A		71	0	71	0%	0	1	-1	1642	0	1642	10	44	-34	-2.03%	1,735	23	37%	50	13	44%	38%	1%	3%	14	4	
107 B	T(24)	41	0	41	0%	0	0	0	783	0	783	17	12	5	0.64%	797	19	54%	0	0	22%	39%	0%	15%	8	3	
107 C		74	0	74	0%	0	0	0	1708	0	1708	24	15	9	0.53%	1,732	23	30%	0	0	32%	42%	1%	3%	10	0	
107 D	T(17)	50	0	50	0%	0	0	0	1117	0	1117	6	19	-13	-1.15%	1,179	22	48%	0	0	48%	34%	2%	6%	9	0	
107 E		66	0	66	0%	0	0	0	1357	0	1357	8	8	0	0.00%	1,400	21	44%	0	0	42%	48%	2%	12%	0	0	
107 F		56	0	56	0%	0	0	0	1268	0	1268	6	8	-2	-0.16%	1,298	23	38%	0	0	23%	57%	2%	13%	9	4	
107 G	T(24)	48	0	48	0%	0	0	0	908	0	908	6	8	-2	-0.22%	934	19	52%	0	0	40%	63%	4%	10%	0	0	2nd VDG
107 H	T(24)	39	0	39	0%	0	0	0	933	0	933	12	9	3	0.32%	950	24	23%	0	0	72%	33%	0%	8%	8	0	
107 I	T(24)	44	0	44	0%	0	0	0	814	0	814	8	15	-7	-0.85%	835	19	59%	0	0	27%	45%	0%	0%	7	3	
107 K	T(24)	37	0	37	0%	0	0	0	859	0	859	7	7	0	0.00%	884	23	30%	0	0	49%	38%	5%	3%	3	2	2nd VDG
107 L	T(24)	34	0	34	0%	0	0	0	773	0	773	8	15	-7	-0.90%	775	23	44%	0	0	68%	41%	3%	0%	7	1	
107 M	T(5)	54	0	54	0%	0	0	0	1240	0	1240	11	19	-8	-0.64%	1,263	23	39%	0	0	57%	35%	6%	11%	11	4	
107 N		66	0	66	0%	0	0	0	1300	0	1300	5	18	-13	-0.99%	1,340	20	59%	0	0	56%	42%	2%	12%	11	0	
107 O	T(24)	48	0	48	0%	0	1	-1	857	0	857	28	25	3	0.35%	869	18	58%	9	0	50%	44%	2%	4%	12	0	
		728	0	728	0%	0	2	-2	15559	0	15559	156	222	-66	-0.42%	15,991	21	44%	30	13	44%	43%	2%	7%	109	21	




District Health Assessment for Multiple District 107 through September 2025

		Clubs							Membership							Member Strength		Cancellation		Reports			Finance	Leadership			
District Name	Status/ Number of Months in Status *	Active Clubs	Clubs in Status Quo	Total Clubs	% Status Quo Clubs in Financial Suspension	New Clubs	Cancelled Clubs	YTD Net Club Gain/Loss	Current Members In Active Clubs	Current Members In Status Quo Clubs	Current Total Members Count	YTD Add	YTD Drop	YTD NetGrowth (includes Active and Status Quo)	YTD NetGrowth% (includes Active and Status Quo)	Member Count 12 Months Ago	Average Member Count Per Club	% of Clubs with less than 20 members	Average Cancelled Club Age	Members Lost Due to Cancelled Clubs	% of Clubs Reporting Service	% No MMR in 3 Months	% No Officer Report in 12 months	% of Clubs with balance 90+ days	Number of Zone Chairs Recorded	Number of Region Chairs Recorded	District Officers Vacancies **
108IA1	T(24)	72	0	72	0%	0	1	-1	2100	0	2100	45	27	18	0.86%	2,083	29	31%	33	0	60%	22%	0%	4%	14	4	
108IA2		69	0	69	0%	0	0	0	1845	0	1845	44	40	4	0.22%	1,855	27	36%	0	0	52%	25%	3%	22%	0	0	
108IA3		67	0	67	0%	1	0	1	2051	0	2051	65	51	14	0.69%	1,984	31	19%	0	0	54%	24%	3%	16%	11	4	
108IB1		101	0	101	0%	1	0	1	2524	0	2524	97	53	44	1.77%	2,481	25	31%	0	0	42%	13%	1%	19%	12	5	
108IB2		56	0	56	0%	0	0	0	1373	0	1373	6	21	-15	-1.08%	1,385	25	43%	0	0	36%	29%	0%	38%	10	0	
108IB3		74	0	74	0%	0	0	0	1696	0	1696	21	37	-16	-0.93%	1,663	23	43%	0	0	39%	42%	0%	36%	13	0	
108IB4		51	0	51	0%	0	0	0	1181	0	1181	21	17	4	0.34%	1,107	23	43%	0	0	27%	31%	2%	18%	8	0	
108TA1		56	0	56	0%	1	0	1	1886	0	1886	58	32	26	1.40%	1,861	34	7%	0	0	46%	30%	2%	13%	8	0	
108TA2		52	0	52	0%	0	0	0	1449	0	1449	27	10	17	1.19%	1,441	28	29%	0	0	50%	0%	0%	25%	9	3	
108TA3		54	0	54	0%	0	0	0	1402	0	1402	27	25	2	0.14%	1,404	26	28%	0	0	20%	20%	0%	19%	0	0	
108TB		84	0	84	0%	0	0	0	2332	0	2332	21	29	-8	-0.34%	2,338	28	27%	0	0	49%	39%	1%	14%	14	0	
108 A		95	0	95	0%	0	0	0	3385	0	3385	50	68	-18	-0.53%	3,296	36	11%	0	0	56%	24%	1%	28%	14	7	
108AB		98	0	98	0%	0	0	0	2703	0	2703	63	49	14	0.52%	2,757	28	32%	0	0	62%	21%	2%	44%	19	7	
108 L		131	0	131	0%	0	1	-1	3333	0	3333	45	63	-18	-0.54%	3,236	25	37%	30	17	66%	31%	3%	34%	26	9	
108 LA		92	0	92	0%	0	0	0	2997	0	2997	60	47	13	0.44%	3,011	33	18%	0	0	43%	34%	0%	9%	15	7	
108 YA	142	0	142	0%	0	0	0	3399	0	3399	72	104	-32	-0.93%	3,484	24	39%	0	0	23%	32%	2%	67%	29	11		




District Health Assessment for Multiple District 108 through September 2025

<div></div> <div>Status/ District Name</div> <div>Number of Months in Status *</div>		Clubs							Membership							Member Strength		Cancellation		Reports			Finance	Leadership			
		Active Clubs	Clubs in Status Quo	Total Clubs	% Status Quo in Financial Suspension	New Clubs	Cancelled Clubs	YTD Net Club Gain/ Loss	Current Members In Active Clubs	Current Members In Status Quo Clubs	Current Total Members Count	YTD Add	YTD Drop	YTD NetGrowth (includes Active and Status Quo)	YTD NetGrowth% (includes Active and Status Quo)	Member Count 12 Months Ago	Average Member Count Per Club	% of Clubs with less than 20 members	Average Cancelled Club Age	Members Lost Due to Cancelled Clubs	% of Clubs Reporting Service	% No MMR in 3 Months	% No Officer Report in 12 months	% of Clubs with balance 90+ days	Number of Zone Chairs Recorded	Number of Region Chairs Recorded	District Officers Vacancies **
108 YB		123	0	123	0%	3	0	3	3990	0	3990	156	93	63	1.60%	3,896	32	20%	0	0	80%	11%	1%	32%	28	10	
		1417	0	1417	0%	6	2	4	39646	0	39646	878	766	112	0.28%	39,282	28	29%	31	17	49%	25%	1%	28%	230	67	




District Health Assessment for Multiple District 109 through September 2025

		Clubs							Membership							Member Strength		Cancellation		Reports			Finance	Leadership			
District Name	Status/ Number of Months in Status *	Active Clubs	Clubs in Status Quo	Total Clubs	% Status Quo Clubs in Financial Suspension	New Clubs	Cancelled Clubs	YTD Net Club Gain/Loss	Current Members In Active Clubs	Current Members In Status Quo Clubs	Current Total Members Count	YTD Add	YTD Drop	YTD NetGrowth (includes Active and Status Quo)	YTD NetGrowth% (includes Active and Status Quo)	Member Count 12 Months Ago	Average Member Count Per Club	% of Clubs with less than 20 members	Average Cancelled Club Age	Members Lost Due to Cancelled Clubs	% of Clubs Reporting Service	% No MMR in 3 Months	% No Officer Report in 12 months	% of Clubs with balance 90+ days	Number of Zone Chairs Recorded	Number of Region Chairs Recorded	District Officers Vacancies **
109 A	T(24)	44	0	44	0%	0	0	0	1049	0	1049	0	8	-8	-0.76%	1,058	24	45%	0	0	23%	70%	0%	100%	0	0	GST
109 B	T(24)	28	0	28	0%	0	1	-1	631	0	631	5	5	0	0.00%	661	23	32%	31	1	32%	71%	14%	100%	0	0	2nd VDG,GLT
		72	0	72	0%	0	1	-1	1680	0	1680	5	13	-8	-0.47%	1,719	23	40%	31	1	26%	71%	6%	100%	0	0	



District Health Assessment for Multiple District 110 through September 2025

		Clubs							Membership							Member Strength		Cancellation		Reports			Finance	Leadership			
District Name	Status/ Number of Months in Status *	Active Clubs	Clubs in Status Quo	Total Clubs	% Status Quo Clubs in Financial Suspension	New Clubs	Cancelled Clubs	YTD Net Club Gain/Loss	Current Members In Active Clubs	Current Members In Status Quo Clubs	Current Total Members Count	YTD Add	YTD Drop	YTD NetGrowth (includes Active and Status Quo)	YTD NetGrowth% (includes Active and Status Quo)	Member Count 12 Months Ago	Average Member Count Per Club	% of Clubs with less than 20 members	Average Cancelled Club Age	Members Lost Due to Cancelled Clubs	% of Clubs Reporting Service	% No MMR in 3 Months	% No Officer Report in 12 months	% of Clubs with balance 90+ days	Number of Zone Chairs Recorded	Number of Region Chairs Recorded	District Officers Vacancies **
110AN	T(24)	58	0	58	0%	0	0	0	1172	0	1172	14	31	-17	-1.43%	1,217	20	53%	0	0	3%	2%	2%	2%	6	0	
110AZ		71	0	71	0%	0	0	0	1769	0	1769	18	17	1	0.06%	1,825	25	30%	0	0	6%	0%	0%	0%	0	0	GLT,GST
110BN		69	0	69	0%	0	0	0	1525	0	1525	23	23	0	0.00%	1,616	22	35%	0	0	4%	0%	1%	0%	0	0	
110BZ		69	0	69	0%	0	2	-2	1666	0	1666	18	30	-12	-0.72%	1,749	24	29%	35	3	7%	0%	0%	0%	0	0	2nd VDG,GLT,GMT ,GST
110CO		78	0	78	0%	0	1	-1	1727	0	1727	20	29	-9	-0.52%	1,790	22	41%	25	1	3%	0%	0%	0%	0	0	GLT,GMT,GST
110CW		69	0	69	0%	0	0	0	1530	0	1530	35	42	-7	-0.46%	1,600	22	36%	0	0	3%	0%	0%	0%	0	0	GST
		414	0	414	0%	0	3	-3	9389	0	9389	128	172	-44	-0.47%	9,797	23	37%	32	4	4%	0%	0%	0%	6	0	



District Health Assessment for Multiple District 111 through September 2025

District Name	Status/ Number of Months in Status *	Clubs						Membership								Member Strength		Cancellation		Reports			Finance	Leadership			
		Active Clubs	Clubs in Status Quo	Total Clubs	% Status Quo Clubs in Financial Suspension	New Clubs	Cancelled Clubs	YTD Net Club Gain/Loss	Current Members In Active Clubs	Current Members In Status Quo Clubs	Current Total Members Count	YTD Add	YTD Drop	YTD NetGrowth (includes Active and Status Quo)	YTD NetGrowth% (includes Active and Status Quo)	Member Count 12 Months Ago	Average Member Count Per Club	% of Clubs with less than 20 members	Average Cancelled Club Age	Members Lost Due to Cancelled Clubs	% of Clubs Reporting Service	% No MMR in 3 Months	% No Officer Report in 12 months	% of Clubs with balance 90+ days	Number of Zone Chairs Recorded	Number of Region Chairs Recorded	District Officers Vacancies **
111BN		67	0	67	0%	0	0	0	2358	0	2358	24	33	-9	-0.38%	2,341	35	6%	0	0	0%	16%	0%	0%	0	0	
111BO		42	0	42	0%	0	0	0	1667	0	1667	18	8	10	0.60%	1,672	40	0%	0	0	0%	24%	2%	0%	0	0	
111MN		134	0	134	0%	0	0	0	4224	0	4224	44	41	3	0.07%	4,220	32	10%	0	0	0%	28%	0%	0%	0	0	
111MS		116	0	116	0%	0	0	0	4042	0	4042	52	33	19	0.47%	4,001	35	6%	0	0	0%	21%	0%	0%	0	0	1st VDG
111NB		62	0	62	0%	0	0	0	2016	0	2016	30	21	9	0.45%	1,977	33	8%	0	0	0%	16%	0%	0%	0	0	
111NW		77	0	77	0%	0	0	0	2496	0	2496	30	22	8	0.32%	2,482	32	6%	0	0	0%	23%	0%	0%	0	0	
111 N		107	0	107	0%	0	0	0	3389	0	3389	40	32	8	0.24%	3,428	32	12%	0	0	0%	24%	0%	0%	0	0	
111RN		69	0	69	0%	0	1	-1	2309	0	2309	44	32	12	0.52%	2,338	33	13%	23	0	0%	33%	0%	0%	0	0	
111RS		84	0	84	0%	0	0	0	2553	0	2553	17	32	-15	-0.58%	2,499	30	11%	0	0	0%	23%	0%	0%	0	0	GLT,GMT,GST
111WL		107	0	107	0%	0	0	0	3789	0	3789	43	29	14	0.37%	3,748	35	6%	0	0	0%	25%	0%	0%	0	0	
111WR		89	0	89	0%	0	0	0	3236	0	3236	22	37	-15	-0.46%	3,229	36	6%	0	0	0%	26%	0%	0%	0	0	
111BS		107	0	107	0%	0	0	0	3541	0	3541	43	26	17	0.48%	3,551	33	9%	0	0	0%	27%	0%	0%	0	0	GMT
111NH		94	0	94	0%	0	0	0	3081	0	3081	35	35	0	0.00%	3,056	33	10%	0	0	0%	21%	0%	0%	0	0	
111SW		47	0	47	0%	1	0	1	1659	0	1659	39	11	28	1.72%	1,574	35	2%	0	0	0%	21%	0%	0%	0	0	
111SM		96	0	96	0%	0	0	0	3536	0	3536	31	29	2	0.06%	3,532	37	10%	0	0	0%	27%	0%	0%	0	0	
111SN		62	0	62	0%	0	0	0	2028	0	2028	25	34	-9	-0.44%	2,012	33	13%	0	0	0%	13%	0%	0%	0	0	1st VDG




District Health Assessment for Multiple District 111 through September 2025

District Name	Status/ Number of Months in Status *	Clubs							Membership							Member Strength		Cancellation		Reports			Finance	Leadership			
		Active Clubs	Clubs in Status Quo	Total Clubs	% Status Quo Clubs in Financial Suspension	New Clubs	Cancelled Clubs	YTD Net Club Gain/Loss	Current Members In Active Clubs	Current Members In Status Quo Clubs	Current Total Members Count	YTD Add	YTD Drop	YTD NetGrowth (includes Active and Status Quo)	YTD NetGrowth% (includes Active and Status Quo)	Member Count 12 Months Ago	Average Member Count Per Club	% of Clubs with less than 20 members	Average Cancelled Club Age	Members Lost Due to Cancelled Clubs	% of Clubs Reporting Service	% No MMR in 3 Months	% No Officer Report in 12 months	% of Clubs with balance 90+ days	Number of Zone Chairs Recorded	Number of Region Chairs Recorded	District Officers Vacancies **
111ON		79	0	79	0%	0	0	0	1910	0	1910	21	35	-14	-0.73%	1,965	24	30%	0	0	0%	30%	0%	0%	0	0	
111OS		72	0	72	0%	0	0	0	1638	0	1638	16	22	-6	-0.36%	1,630	23	29%	0	0	0%	43%	0%	0%	0	0	GLT,GMT,GST
111OM		68	0	68	0%	0	0	0	1871	0	1871	14	14	0	0.00%	1,860	28	10%	0	0	0%	32%	1%	0%	0	0	
		1579	0	1579	0%	1	1	0	51343	0	51343	588	526	62	0.12%	51,115	33	11%	23	0	0%	25%	0%	0%	0	0	



District Health Assessment for Multiple District 112 through September 2025

		Clubs							Membership							Member Strength		Cancellation		Reports			Finance		Leadership		
District Name	Status/ Number of Months in Status *	Active Clubs	Clubs in Status Quo	Total Clubs	% Status Quo Clubs in Financial Suspension	New Clubs	Cancelled Clubs	YTD Net Club Gain/Loss	Current Members In Active Clubs	Current Members In Status Quo Clubs	Current Total Members Count	YTD Add	YTD Drop	YTD NetGrowth (includes Active and Status Quo)	YTD NetGrowth% (includes Active and Status Quo)	Member Count 12 Months Ago	Average Member Count Per Club	% of Clubs with less than 20 members	Average Cancelled Club Age	Members Lost Due to Cancelled Clubs	% of Clubs Reporting Service	% No MMR in 3 Months	% No Officer Report in 12 months	% of Clubs with balance 90+ days	Number of Zone Chairs Recorded	Number of Region Chairs Recorded	District Officers Vacancies **
112 A	T(24)	55	0	55	0%	0	0	0	1991	0	1991	31	16	15	0.76%	1,965	36	9%	0	0	4%	0%	0%	9%	0	0	
112 B		63	0	63	0%	0	0	0	1804	0	1804	20	34	-14	-0.77%	1,825	29	22%	0	0	11%	2%	2%	10%	0	0	
112 C		48	0	48	0%	0	0	0	810	0	810	24	15	9	1.12%	820	17	65%	0	0	0%	0%	2%	6%	0	0	GMT,GST
112 D		92	0	92	0%	0	0	0	2203	0	2203	25	29	-4	-0.18%	2,154	24	41%	0	0	2%	0%	0%	12%	0	0	
		258	0	258	0%	0	0	0	6808	0	6808	100	94	6	0.09%	6,764	26	34%	0	0	4%	0%	1%	10%	0	0	




District Health Assessment for Multiple District 114 through September 2025

District Name	Status/ Number of Months in Status *	Clubs							Membership							Member Strength		Cancellation		Reports			Finance	Leadership			
		Active Clubs	Clubs in Status Quo	Total Clubs	% Status Quo Clubs in Financial Suspension	New Clubs	Cancelled Clubs	YTD Net Club Gain/Loss	Current Members In Active Clubs	Current Members In Status Quo Clubs	Current Total Members Count	YTD Add	YTD Drop	YTD NetGrowth (includes Active and Status Quo)	YTD NetGrowth% (includes Active and Status Quo)	Member Count 12 Months Ago	Average Member Count Per Club	% of Clubs with less than 20 members	Average Cancelled Club Age	Members Lost Due to Cancelled Clubs	% of Clubs Reporting Service	% No MMR in 3 Months	% No Officer Report in 12 months	% of Clubs with balance 90+ days	Number of Zone Chairs Recorded	Number of Region Chairs Recorded	District Officers Vacancies **
114 W		89	0	89	0%	0	0	0	3038	0	3038	50	37	13	0.43%	2,996	34	11%	0	0	13%	0%	1%	100%	0	0	
114 O		69	0	69	0%	0	0	0	2239	0	2239	16	35	-19	-0.84%	2,118	32	19%	0	0	6%	1%	1%	14%	0	0	
114 M		93	0	93	0%	0	0	0	3347	0	3347	32	43	-11	-0.33%	3,336	36	1%	0	0	37%	0%	1%	0%	0	0	
		251	0	251	0%	0	0	0	8624	0	8624	98	115	-17	-0.20%	8,450	34	10%	0	0	20%	0%	1%	39%	0	0	




District Health Assessment for Multiple District 115 through September 2025

		Clubs							Membership							Member Strength		Cancellation		Reports			Finance	Leadership			
District Name	Status/ Number of Months in Status *	Active Clubs	Clubs in Status Quo	Total Clubs	% Status Quo Clubs in Financial Suspension	New Clubs	Cancelled Clubs	YTD Net Club Gain/Loss	Current Members In Active Clubs	Current Members In Status Quo Clubs	Current Total Members Count	YTD Add	YTD Drop	YTD NetGrowth (includes Active and Status Quo)	YTD NetGrowth% (includes Active and Status Quo)	Member Count 12 Months Ago	Average Member Count Per Club	% of Clubs with less than 20 members	Average Cancelled Club Age	Members Lost Due to Cancelled Clubs	% of Clubs Reporting Service	% No MMR in 3 Months	% No Officer Report in 12 months	% of Clubs with balance 90+ days	Number of Zone Chairs Recorded	Number of Region Chairs Recorded	District Officers Vacancies **
115CN	T(24)	33	0	33	0%	0	0	0	1169	0	1169	42	16	26	2.27%	1,149	35	15%	0	0	30%	39%	9%	36%	9	0	
115CS	T(24)	48	0	48	0%	0	0	0	1202	0	1202	25	23	2	0.17%	1,195	25	42%	0	0	35%	29%	6%	35%	13	1	
		81	0	81	0%	0	0	0	2371	0	2371	67	39	28	1.20%	2,344	29	31%	0	0	33%	33%	7%	36%	22	1	




District Health Assessment for Multiple District 116 through September 2025

		Clubs							Membership							Member Strength		Cancellation		Reports			Finance	Leadership			
District Name	Status/ Number of Months in Status *	Active Clubs	Clubs in Status Quo	Total Clubs	% Status Quo Clubs in Financial Suspension	New Clubs	Cancelled Clubs	YTD Net Club Gain/Loss	Current Members In Active Clubs	Current Members In Status Quo Clubs	Current Total Members Count	YTD Add	YTD Drop	YTD NetGrowth (includes Active and Status Quo)	YTD NetGrowth% (includes Active and Status Quo)	Member Count 12 Months Ago	Average Member Count Per Club	% of Clubs with less than 20 members	Average Cancelled Club Age	Members Lost Due to Cancelled Clubs	% of Clubs Reporting Service	% No MMR in 3 Months	% No Officer Report in 12 months	% of Clubs with balance 90+ days	Number of Zone Chairs Recorded	Number of Region Chairs Recorded	District Officers Vacancies **
116 A	T(24)	28	0	28	0%	0	0	0	586	0	586	29	23	6	1.03%	519	21	50%	0	0	7%	36%	18%	50%	10	0	
116 B	T(24)	32	0	32	0%	0	0	0	877	0	877	12	16	-4	-0.45%	876	27	50%	0	0	16%	41%	16%	28%	9	0	1st VDG,2nd VDG
		60	0	60	0%	0	0	0	1463	0	1463	41	39	2	0.14%	1,395	24	50%	0	0	12%	38%	17%	38%	19	0	




District Health Assessment for Multiple District 117 through September 2025

 Status/ District Name of Months in Status *		Clubs							Membership							Member Strength		Cancellation		Reports			Finance	Leadership			
		Active Clubs	Clubs in Status Quo	Total Clubs	% Status Quo Clubs in Financial Suspension	New Clubs	Cancelled Clubs	YTD Net Club Gain/Loss	Current Members In Active Clubs	Current Members In Status Quo Clubs	Current Total Members Count	YTD Add	YTD Drop	YTD NetGrowth (includes Active and Status Quo)	YTD NetGrowth% (includes Active and Status Quo)	Member Count 12 Months Ago	Average Member Count Per Club	% of Clubs with less than 20 members	Average Cancelled Club Age	Members Lost Due to Cancelled Clubs	% of Clubs Reporting Service	% No MMR in 3 Months	% No Officer Report in 12 months	% of Clubs with balance 90+ days	Number of Zone Chairs Recorded	Number of Region Chairs Recorded	District Officers Vacancies **
117 A	T(24)	43	0	43	0%	0	0	0	980	0	980	24	45	-21	-2.10%	882	23	42%	0	0	12%	42%	7%	79%	9	4	
117 B	T(24)	48	0	48	0%	0	0	0	1097	0	1097	20	23	-3	-0.27%	1,060	23	44%	0	0	25%	56%	2%	40%	11	4	
		91	0	91	0%	0	0	0	2077	0	2077	44	68	-24	-1.14%	1,942	23	43%	0	0	19%	49%	4%	58%	20	8	




District Health Assessment for Multiple District 118 through September 2025

		Clubs							Membership							Member Strength		Cancellation		Reports			Finance	Leadership			
District Name	Status/ Number of Months in Status *	Active Clubs	Clubs in Status Quo	Total Clubs	% Status Quo Clubs in Financial Suspension	New Clubs	Cancelled Clubs	YTD Net Club Gain/Loss	Current Members In Active Clubs	Current Members In Status Quo Clubs	Current Total Members Count	YTD Add	YTD Drop	YTD NetGrowth (includes Active and Status Quo)	YTD NetGrowth% (includes Active and Status Quo)	Member Count 12 Months Ago	Average Member Count Per Club	% of Clubs with less than 20 members	Average Cancelled Club Age	Members Lost Due to Cancelled Clubs	% of Clubs Reporting Service	% No MMR in 3 Months	% No Officer Report in 12 months	% of Clubs with balance 90+ days	Number of Zone Chairs Recorded	Number of Region Chairs Recorded	District Officers Vacancies **
118 T	T(24)	28	0	28	0%	0	0	0	565	0	565	13	9	4	0.71%	525	20	50%	0	0	79%	39%	4%	18%	6	0	
118 U	T(24)	50	0	50	0%	0	3	-3	1224	0	1224	27	34	-7	-0.57%	957	24	58%	6	13	36%	48%	10%	40%	10	0	
118 R		71	0	71	0%	2	1	1	1346	0	1346	153	56	97	7.77%	1,273	19	65%	32	0	65%	37%	6%	32%	14	6	
118 K	T(24)	22	0	22	0%	0	0	0	543	0	543	19	6	13	2.45%	524	25	27%	0	0	59%	50%	0%	0%	6	0	
118 E	T(24)	41	0	41	0%	0	3	-3	926	0	926	12	37	-25	-2.63%	898	23	41%	23	1	56%	39%	5%	12%	10	5	
118 Y	T(10)	53	0	53	0%	0	0	0	1249	0	1249	26	11	15	1.22%	1,260	24	28%	0	0	83%	40%	0%	11%	12	6	
		265	0	265	0%	2	7	-5	5853	0	5853	250	153	97	1.69%	5,437	22	48%	17	14	63%	41%	5%	22%	58	17	




District Health Assessment for District 113 through September 2025

		Clubs							Membership							Member Strength		Cancellation		Reports			Finance	Leadership			
District Name	Status/ Number of Months in Status *	Active Clubs	Clubs in Status Quo	Total Clubs	% Status Quo in Financial Suspension	New Clubs	Cancelled Clubs	YTD Net Club Gain/Loss	Current Members In Active Clubs	Current Members In Status Quo Clubs	Current Total Members Count	YTD Add	YTD Drop	YTD NetGrowth (includes Active and Status Quo)	YTD NetGrowth% (includes Active and Status Quo)	Member Count 12 Months Ago	Average Member Count Per Club	% of Clubs with less than 20 members	Average Cancelled Club Age	Members Lost Due to Cancelled Clubs	% of Clubs Reporting Service	% No MMR in 3 Months	% No Officer Report in 12 months	% of Clubs with balance 90+ days	Number of Zone Chairs Recorded	Number of Region Chairs Recorded	District Officers Vacancies **
113	P	23	0	23	0%	0	0	0	864	0	864	6	10	-4	-0.46%	856	38	4%	0	0	17%	35%	0%	4%	0	0	2nd VDG
		23	0	23	0%	0	0	0	864	0	864	6	10	-4	-0.46%	856	38	4%	0	0	17%	35%	0%	4%	0	0	




District Health Assessment for District 119 through September 2025

<div></div> <div>District Name</div> <div>Status/ Number of Months in Status *</div>		Clubs							Membership							Member Strength		Cancellation		Reports			Finance	Leadership			
		Active Clubs	Clubs in Status Quo	Total Clubs	% Status Quo Clubs in Financial Suspension	New Clubs	Cancelled Clubs	YTD Net Club Gain/Loss	Current Members In Active Clubs	Current Members In Status Quo Clubs	Current Total Members Count	YTD Add	YTD Drop	YTD NetGrowth (includes Active and Status Quo)	YTD NetGrowth% (includes Active and Status Quo)	Member Count 12 Months Ago	Average Member Count Per Club	% of Clubs with less than 20 members	Average Cancelled Club Age	Members Lost Due to Cancelled Clubs	% of Clubs Reporting Service	% No MMR in 3 Months	% No Officer Report in 12 months	% of Clubs with balance 90+ days	Number of Zone Chairs Recorded	Number of Region Chairs Recorded	District Officers Vacancies **
119	T(24)	39	0	39	0%	0	0	0	828	0	828	7	13	-6	-0.72%	817	21	46%	0	0	3%	59%	23%	18%	6	0	
		39	0	39	0%	0	0	0	828	0	828	7	13	-6	-0.72%	817	21	46%	0	0	3%	59%	23%	18%	6	0	




District Health Assessment for District 120 through September 2025

		Clubs							Membership							Member Strength		Cancellation		Reports			Finance	Leadership			
District Name	Status/ Number of Months in Status *	Active Clubs	Clubs in Status Quo	Total Clubs	% Status Quo in Financial Suspension	New Clubs	Cancelled Clubs	YTD Net Club Gain/ Loss	Current Members In Active Clubs	Current Members In Status Quo Clubs	Current Total Members Count	YTD Add	YTD Drop	YTD NetGrowth (includes Active and Status Quo)	YTD NetGrowth% (includes Active and Status Quo)	Member Count 12 Months Ago	Average Member Count Per Club	% of Clubs with less than 20 members	Average Cancelled Club Age	Members Lost Due to Cancelled Clubs	% of Clubs Reporting Service	% No MMR in 3 Months	% No Officer Report in 12 months	% of Clubs with balance 90+ days	Number of Zone Chairs Recorded	Number of Region Chairs Recorded	District Officers Vacancies **
120	T(24)	54	0	54	0%	0	2	-2	1014	0	1014	11	13	-2	-0.20%	1,062	19	52%	32	0	11%	57%	0%	15%	0	0	2nd VDG
		54	0	54	0%	0	2	-2	1014	0	1014	11	13	-2	-0.20%	1,062	19	52%	32	0	11%	57%	0%	15%	0	0	




District Health Assessment for District 121 through September 2025

		Clubs							Membership							Member Strength		Cancellation		Reports			Finance	Leadership			
District Name	Status/ Number of Months in Status *	Active Clubs	Clubs in Status Quo	Total Clubs	% Status Quo in Financial Suspension	New Clubs	Cancelled Clubs	YTD Net Club Gain/ Loss	Current Members In Active Clubs	Current Members In Status Quo Clubs	Current Total Members Count	YTD Add	YTD Drop	YTD NetGrowth (includes Active and Status Quo)	YTD NetGrowth% (includes Active and Status Quo)	Member Count 12 Months Ago	Average Member Count Per Club	% of Clubs with less than 20 members	Average Cancelled Club Age	Members Lost Due to Cancelled Clubs	% of Clubs Reporting Service	% No MMR in 3 Months	% No Officer Report in 12 months	% of Clubs with balance 90+ days	Number of Zone Chairs Recorded	Number of Region Chairs Recorded	District Officers Vacancies **
121	T(24)	47	0	47	0%	0	0	0	942	0	942	18	6	12	1.29%	914	20	53%	0	0	6%	62%	0%	11%	8	0	
		47	0	47	0%	0	0	0	942	0	942	18	6	12	1.29%	914	20	53%	0	0	6%	62%	0%	11%	8	0	




District Health Assessment for District 122 through September 2025

		Clubs							Membership							Member Strength		Cancellation		Reports			Finance	Leadership			
District Name	Status/ Number of Months in Status *	Active Clubs	Clubs in Status Quo	Total Clubs	% Status Quo in Financial Suspension	New Clubs	Cancelled Clubs	YTD Net Club Gain/Loss	Current Members In Active Clubs	Current Members In Status Quo Clubs	Current Total Members Count	YTD Add	YTD Drop	YTD NetGrowth (includes Active and Status Quo)	YTD NetGrowth% (includes Active and Status Quo)	Member Count 12 Months Ago	Average Member Count Per Club	% of Clubs with less than 20 members	Average Cancelled Club Age	Members Lost Due to Cancelled Clubs	% of Clubs Reporting Service	% No MMR in 3 Months	% No Officer Report in 12 months	% of Clubs with balance 90+ days	Number of Zone Chairs Recorded	Number of Region Chairs Recorded	District Officers Vacancies **
122	P	34	0	34	0%	0	0	0	622	0	622	2	5	-3	-0.48%	656	18	56%	0	0	3%	62%	9%	26%	0	0	GLT
		34	0	34	0%	0	0	0	622	0	622	2	5	-3	-0.48%	656	18	56%	0	0	3%	62%	9%	26%	0	0	




District Health Assessment for District 123 through September 2025

		Clubs							Membership							Member Strength		Cancellation		Reports			Finance		Leadership		
District Name	Status/ Number of Months in Status *	Active Clubs	Clubs in Status Quo	Total Clubs	% Status Quo in Financial Suspension	New Clubs	Cancelled Clubs	YTD Net Club Gain/Loss	Current Members In Clubs	Current Members In Status Quo Clubs	Current Total Members Count	YTD Add	YTD Drop	YTD NetGrowth (includes Active and Status Quo)	YTD NetGrowth% (includes Active and Status Quo)	Member Count 12 Months Ago	Average Member Count Per Club	% of Clubs with less than 20 members	Average Cancelled Club Age	Members Lost Due to Cancelled Clubs	% of Clubs Reporting Service	% No MMR in 3 Months	% No Officer Report in 12 months	% of Clubs with balance 90+ days	Number of Zone Chairs Recorded	Number of Region Chairs Recorded	District Officers Vacancies **
123	P	0	18	18	0%	0	0	0	0	170	170	0	0	0	0.00%	170	0	94%	0	0	0%	100%	100%	83%	0	0	1st VDG,2nd VDG,GST
		0	18	18	0%	0	0	0	0	170	170	0	0	0	0.00%	170	0	94%	0	0	0%	100%	100%	83%	0	0	




District Health Assessment for District 124 through September 2025

	Clubs								Membership						Member Strength		Cancellation		Reports			Finance	Leadership					
	Status/ District Name	Number of Months in Status *	Active Clubs	Clubs in Status Quo	Total Clubs	% Status Quo Clubs in Financial Suspension	New Clubs	Cancelled Clubs	YTD Net Club Gain/ Loss	Current Members In Active Clubs	Current Members In Status Quo Clubs	Current Total Members Count	YTD Add	YTD Drop	YTD NetGrowth (includes Active and Status Quo)	YTD NetGrowth% (includes Active and Status Quo)	Member Count 12 Months Ago	Average Member Count Per Club	% of Clubs with less than 20 members	Average Cancelled Club Age	Members Lost Due to Cancelled Clubs	% of Clubs Reporting Service	% No MMR in 3 Months	% No Officer Report in 12 months	% of Clubs with balance 90+ days	Number of Zone Chairs Recorded	Number of Region Chairs Recorded	District Officers Vacancies **
124		86	0	86	0%	1	1	0		1764	0	1764	51	55	-4	-0.23%	1,684	21	51%	6	10	40%	47%	15%	58%	18	7	
		86	0	86	0%	1	1	0		1764	0	1764	51	55	-4	-0.23%	1,684	21	51%	6	10	40%	47%	15%	58%	18	7	




District Health Assessment for District 126 through September 2025

 District Name		Clubs							Membership							Member Strength		Cancellation		Reports			Finance	Leadership				
		Status/ Number of Months in Status *	Active Clubs	Clubs in Status Quo	Total Clubs	% Status Quo in Financial Suspension	New Clubs	Cancelled Clubs	YTD Net Club Gain/ Loss	Current Members In Active Clubs	Current Members In Status Quo Clubs	Current Total Members Count	YTD Add	YTD Drop	YTD NetGrowth (includes Active and Status Quo)	YTD NetGrowth% (includes Active and Status Quo)	Member Count 12 Months Ago	Average Member Count Per Club	% of Clubs with less than 20 members	Average Cancelled Club Age	Members Lost Due to Cancelled Clubs	% of Clubs Reporting Service	% No MMR in 3 Months	% No Officer Report in 12 months	% of Clubs with balance 90+ days	Number of Zone Chairs Recorded	Number of Region Chairs Recorded	District Officers Vacancies **
126		T(24)	56	0	56	0%	0	1	-1	1121	0	1121	7	8	-1	-0.09%	1,167	20	45%	8	3	23%	71%	0%	46%	15	4	
			56	0	56	0%	0	1	-1	1121	0	1121	7	8	-1	-0.09%	1,167	20	45%	8	3	23%	71%	0%	46%	15	4	




District Health Assessment for District 128 through September 2025

		Clubs							Membership							Member Strength		Cancellation		Reports			Finance	Leadership			
District Name	Status/ Number of Months in Status *	Active Clubs	Clubs in Status Quo	Total Clubs	% Status Quo in Financial Suspension	New Clubs	Cancelled Clubs	YTD Net Club Gain/Loss	Current Members In Active Clubs	Current Members In Status Quo Clubs	Current Total Members Count	YTD Add	YTD Drop	YTD NetGrowth (includes Active and Status Quo)	YTD NetGrowth% (includes Active and Status Quo)	Member Count 12 Months Ago	Average Member Count Per Club	% of Clubs with less than 20 members	Average Cancelled Club Age	Members Lost Due to Cancelled Clubs	% of Clubs Reporting Service	% No MMR in 3 Months	% No Officer Report in 12 months	% of Clubs with balance 90+ days	Number of Zone Chairs Recorded	Number of Region Chairs Recorded	District Officers Vacancies **
128	P	25	0	25	0%	2	1	1	720	0	720	84	10	74	11.46%	683	29	20%	65	1	48%	28%	0%	8%	0	0	GLT,GST
		25	0	25	0%	2	1	1	720	0	720	84	10	74	11.46%	683	29	20%	65	1	48%	28%	0%	8%	0	0	




District Health Assessment for District 129 through September 2025

		Clubs							Membership							Member Strength		Cancellation		Reports			Finance	Leadership			
District Name	Status/ Number of Months in Status *	Active Clubs	Clubs in Status Quo	Total Clubs	% Status Quo Clubs in Financial Suspension	New Clubs	Cancelled Clubs	YTD Net Club Gain/ Loss	Current Members In Active Clubs	Current Members In Status Quo Clubs	Current Total Members Count	YTD Add	YTD Drop	YTD NetGrowth (includes Active and Status Quo)	YTD NetGrowth% (includes Active and Status Quo)	Member Count 12 Months Ago	Average Member Count Per Club	% of Clubs with less than 20 members	Average Cancelled Club Age	Members Lost Due to Cancelled Clubs	% of Clubs Reporting Service	% No MMR in 3 Months	% No Officer Report in 12 months	% of Clubs with balance 90+ days	Number of Zone Chairs Recorded	Number of Region Chairs Recorded	District Officers Vacancies **
129		62	0	62	0%	0	0	0	1563	0	1563	16	12	4	0.26%	1,524	25	31%	0	0	32%	47%	0%	16%	10	2	
		62	0	62	0%	0	0	0	1563	0	1563	16	12	4	0.26%	1,524	25	31%	0	0	32%	47%	0%	16%	10	2	




District Health Assessment for District 130 through September 2025

		Clubs							Membership							Member Strength		Cancellation		Reports			Finance	Leadership			
District Name	Status/ Number of Months in Status *	Active Clubs	Clubs in Status Quo	Total Clubs	% Status Quo in Financial Suspension	New Clubs	Cancelled Clubs	YTD Net Club Gain/Loss	Current Members In Active Clubs	Current Members In Status Quo Clubs	Current Total Members Count	YTD Add	YTD Drop	YTD NetGrowth (includes Active and Status Quo)	YTD NetGrowth% (includes Active and Status Quo)	Member Count 12 Months Ago	Average Member Count Per Club	% of Clubs with less than 20 members	Average Cancelled Club Age	Members Lost Due to Cancelled Clubs	% of Clubs Reporting Service	% No MMR in 3 Months	% No Officer Report in 12 months	% of Clubs with balance 90+ days	Number of Zone Chairs Recorded	Number of Region Chairs Recorded	District Officers Vacancies **
130	P	40	0	40	0%	1	0	1	729	0	729	56	18	38	5.50%	733	18	58%	0	0	35%	55%	3%	45%	8	2	
		40	0	40	0%	1	0	1	729	0	729	56	18	38	5.50%	733	18	58%	0	0	35%	55%	3%	45%	8	2	




District Health Assessment for District 131 through September 2025

		Clubs							Membership							Member Strength		Cancellation		Reports			Finance	Leadership			
District Name	Status/ Number of Months in Status *	Active Clubs	Clubs in Status Quo	Total Clubs	% Status Quo in Financial Suspension	New Clubs	Cancelled Clubs	YTD Net Club Gain/Loss	Current Members In Active Clubs	Current Members In Status Quo Clubs	Current Total Members Count	YTD Add	YTD Drop	YTD NetGrowth (includes Active and Status Quo)	YTD NetGrowth% (includes Active and Status Quo)	Member Count 12 Months Ago	Average Member Count Per Club	% of Clubs with less than 20 members	Average Cancelled Club Age	Members Lost Due to Cancelled Clubs	% of Clubs Reporting Service	% No MMR in 3 Months	% No Officer Report in 12 months	% of Clubs with balance 90+ days	Number of Zone Chairs Recorded	Number of Region Chairs Recorded	District Officers Vacancies **
131	P	37	0	37	0%	0	0	0	733	0	733	10	16	-6	-0.81%	722	20	46%	0	0	41%	43%	16%	100%	0	0	
		37	0	37	0%	0	0	0	733	0	733	10	16	-6	-0.81%	722	20	46%	0	0	41%	43%	16%	100%	0	0	




District Health Assessment for District 132 through September 2025

		Clubs							Membership							Member Strength		Cancellation		Reports			Finance	Leadership			
District Name	Status/ Number of Months in Status *	Active Clubs	Clubs in Status Quo	Total Clubs	% Status Quo in Financial Suspension	New Clubs	Cancelled Clubs	YTD Net Club Gain/Loss	Current Members In Active Clubs	Current Members In Status Quo Clubs	Current Total Members Count	YTD Add	YTD Drop	YTD NetGrowth (includes Active and Status Quo)	YTD NetGrowth% (includes Active and Status Quo)	Member Count 12 Months Ago	Average Member Count Per Club	% of Clubs with less than 20 members	Average Cancelled Club Age	Members Lost Due to Cancelled Clubs	% of Clubs Reporting Service	% No MMR in 3 Months	% No Officer Report in 12 months	% of Clubs with balance 90+ days	Number of Zone Chairs Recorded	Number of Region Chairs Recorded	District Officers Vacancies **
132	P	29	0	29	0%	0	0	0	463	0	463	6	5	1	0.22%	431	16	72%	0	0	17%	76%	0%	76%	6	3	
		29	0	29	0%	0	0	0	463	0	463	6	5	1	0.22%	431	16	72%	0	0	17%	76%	0%	76%	6	3	




District Health Assessment for District 133 through September 2025

<div></div> <div>Status/ District Name</div> <div>Number of Months in Status *</div>		Clubs							Membership							Member Strength		Cancellation		Reports			Finance	Leadership			
		Active Clubs	Clubs in Status Quo	Total Clubs	% Status Quo Clubs in Financial Suspension	New Clubs	Cancelled Clubs	YTD Net Club Gain/ Loss	Current Members In Active Clubs	Current Members In Status Quo Clubs	Current Total Members Count	YTD Add	YTD Drop	YTD NetGrowth (includes Active and Status Quo)	YTD NetGrowth% (includes Active and Status Quo)	Member Count 12 Months Ago	Average Member Count Per Club	% of Clubs with less than 20 members	Average Cancelled Club Age	Members Lost Due to Cancelled Clubs	% of Clubs Reporting Service	% No MMR in 3 Months	% No Officer Report in 12 months	% of Clubs with balance 90+ days	Number of Zone Chairs Recorded	Number of Region Chairs Recorded	District Officers Vacancies **
133		80	0	80	0%	0	0	0	1770	0	1770	35	43	-8	-0.45%	1,789	22	54%	0	0	11%	45%	4%	58%	12	0	
		80	0	80	0%	0	0	0	1770	0	1770	35	43	-8	-0.45%	1,789	22	54%	0	0	11%	45%	4%	58%	12	0	



District Health Assessment for District 134 through September 2025

		Clubs							Membership							Member Strength		Cancellation		Reports			Finance	Leadership			
District Name	Status/ Number of Months in Status *	Active Clubs	Clubs in Status Quo	Total Clubs	% Status Quo in Financial Suspension	New Clubs	Cancelled Clubs	YTD Net Club Gain/ Loss	Current Members In Active Clubs	Current Members In Status Quo Clubs	Current Total Members Count	YTD Add	YTD Drop	YTD NetGrowth (includes Active and Status Quo)	YTD NetGrowth% (includes Active and Status Quo)	Member Count 12 Months Ago	Average Member Count Per Club	% of Clubs with less than 20 members	Average Cancelled Club Age	Members Lost Due to Cancelled Clubs	% of Clubs Reporting Service	% No MMR in 3 Months	% No Officer Report in 12 months	% of Clubs with balance 90+ days	Number of Zone Chairs Recorded	Number of Region Chairs Recorded	District Officers Vacancies **
134	P	22	0	22	0%	0	17	-17	472	0	472	9	553	-544	-53.54%	641	21	27%	6	545	77%	59%	0%	14%	3	0	
		22	0	22	0%	0	17	-17	472	0	472	9	553	-544	-53.54%	641	21	27%	6	545	77%	59%	0%	14%	3	0	




District Health Assessment for Provisional District 135 through September 2025

Status/ District Name of Months in Status *		Clubs							Membership							Member Strength		Cancellation		Reports			Finance	Leadership			
		Active Clubs	Clubs in Status Quo	Total Clubs	% Status Quo Clubs in Financial Suspension	New Clubs	Cancelled Clubs	YTD Net Club Gain/ Loss	Current Members In Active Clubs	Current Members In Status Quo Clubs	Current Total Members Count	YTD Add	YTD Drop	YTD NetGrowth (includes Active and Status Quo)	YTD NetGrowth% (includes Active and Status Quo)	Member Count 12 Months Ago	Average Member Count Per Club	% of Clubs with less than 20 members	Average Cancelled Club Age	Members Lost Due to Cancelled Clubs	% of Clubs Reporting Service	% No MMR in 3 Months	% No Officer Report in 12 months	% of Clubs with balance 90+ days	Number of Zone Chairs Recorded	Number of Region Chairs Recorded	District Officers Vacancies **
Provisional #35		21	0	21	0%	0	0	0	493	0	493	19	9	10	2.07%	478	23	24%	0	0	71%	10%	0%	24%	5	1	GLT
		21	0	21	0%	0	0	0	493	0	493	19	9	10	2.07%	478	23	24%	0	0	71%	10%	0%	24%	5	1	



District Health Assessment for Ident 5787 - MALTA - UND through September 2025

		Clubs							Membership							Member Strength		Cancellation		Reports			Finance	Leadership			
District Name	Status/ Number of Months in Status *	Active Clubs	Clubs in Status Quo	Total Clubs	% Status Quo Clubs in Financial Suspension	New Clubs	Cancelled Clubs	YTD Net Club Gain/Loss	Current Members In Active Clubs	Current Members In Status Quo Clubs	Current Total Members Count	YTD Add	YTD Drop	YTD NetGrowth (includes Active and Status Quo)	YTD NetGrowth% (includes Active and Status Quo)	Member Count 12 Months Ago	Average Member Count Per Club	% of Clubs with less than 20 members	Average Cancelled Club Age	Members Lost Due to Cancelled Clubs	% of Clubs Reporting Service	% No MMR in 3 Months	% No Officer Report in 12 months	% of Clubs with balance 90+ days	Number of Zone Chairs Recorded	Number of Region Chairs Recorded	District Officers Vacancies **
Ident 5787 - MALTA		3	0	3	0%	0	0	0	106	0	106	9	10	-1	-0.93%	105	35	33%	0	0	0%	0%	33%	67%	0	0	
		3	0	3	0%	0	0	0	106	0	106	9	10	-1	-0.93%	105	35	33%	0	0	0%	0%	33%	67%	0	0	



District Health Assessment for Ident 5795 - PRINCIPAT D'ANDORRA - UND through September 2025

Status/ District Name of Months in Status *		Clubs							Membership							Member Strength		Cancellation		Reports			Finance	Leadership			
		Active Clubs	Clubs in Status Quo	Total Clubs	% Status Quo in Financial Suspension	New Clubs	Cancelled Clubs	YTD Net Club Gain/ Loss	Current Members In Active Clubs	Current Members In Status Quo Clubs	Current Total Members Count	YTD Add	YTD Drop	YTD NetGrowth (includes Active and Status Quo)	YTD NetGrowth% (includes Active and Status Quo)	Member Count 12 Months Ago	Average Member Count Per Club	% of Clubs with less than 20 members	Average Cancelled Club Age	Members Lost Due to Cancelled Clubs	% of Clubs Reporting Service	% No MMR in 3 Months	% No Officer Report in 12 months	% of Clubs with balance 90+ days	Number of Zone Chairs Recorded	Number of Region Chairs Recorded	District Officers Vacancies **
Ident 5795 - PRINCIPAT D'ANDORRA		1	0	1	0%	0	0	0	31	0	31	0	0	0	0.00%	31	31	0%	0	0	0%	0%	0%	0%	0	0	
		1	0	1	0%	0	0	0	31	0	31	0	0	0	0.00%	31	31	0%	0	0	0%	0%	0%	0%	0	0	



District Health Assessment for Ident 5811 - BOSNIA & HERZEGOVINA - UND through September 2025

Status/ District Name of Months in Status *		Clubs							Membership							Member Strength		Cancellation		Reports			Finance		Leadership		
		Active Clubs	Clubs in Status Quo	Total Clubs	% Status Quo in Financial Suspension	New Clubs	Cancelled Clubs	YTD Net Club Gain/ Loss	Current Members In Active Clubs	Current Members In Status Quo Clubs	Current Total Members Count	YTD Add	YTD Drop	YTD NetGrowth (includes Active and Status Quo)	YTD NetGrowth% (includes Active and Status Quo)	Member Count 12 Months Ago	Average Member Count Per Club	% of Clubs with less than 20 members	Average Cancelled Club Age	Members Lost Due to Cancelled Clubs	% of Clubs Reporting Service	% No MMR in 3 Months	% No Officer Report in 12 months	% of Clubs with balance 90+ days	Number of Zone Chairs Recorded	Number of Region Chairs Recorded	District Officers Vacancies **
Ident 5811 - BOSNIA & HERZEGOVINA		4	0	4	0%	0	0	0	66	0	66	1	0	1	1.54%	71	17	75%	0	0	0%	75%	0%	75%	0	0	
		4	0	4	0%	0	0	0	66	0	66	1	0	1	1.54%	71	17	75%	0	0	0%	75%	0%	75%	0	0	



District Health Assessment for Ident 5815 - REPUBLIC OF MONTENEGRO - UND through September 2025

Status/ District Name of Months in Status *		Clubs							Membership							Member Strength		Cancellation		Reports			Finance	Leadership			
		Active Clubs	Clubs in Status Quo	Total Clubs	% Status Quo in Financial Suspension	New Clubs	Cancelled Clubs	YTD Net Club Gain/ Loss	Current Members In Active Clubs	Current Members In Status Quo Clubs	Current Total Members Count	YTD Add	YTD Drop	YTD NetGrowth (includes Active and Status Quo)	YTD NetGrowth% (includes Active and Status Quo)	Member Count 12 Months Ago	Average Member Count Per Club	% of Clubs with less than 20 members	Average Cancelled Club Age	Members Lost Due to Cancelled Clubs	% of Clubs Reporting Service	% No MMR in 3 Months	% No Officer Report in 12 months	% of Clubs with balance 90+ days	Number of Zone Chairs Recorded	Number of Region Chairs Recorded	District Officers Vacancies **
Ident 5815 - REPUBLIC OF MONTENEGRO		2	0	2	0%	0	0	0	40	0	40	0	1	-1	-2.44%	43	20	0%	0	0	0%	50%	0%	0%	0	0	
		2	0	2	0%	0	0	0	40	0	40	0	1	-1	-2.44%	43	20	0%	0	0	0%	50%	0%	0%	0	0	



District Health Assessment for Ident 5823 - REP OF TAJIKISTAN - UND through September 2025

Status/ District Name of Months in Status *		Clubs							Membership							Member Strength		Cancellation		Reports			Finance	Leadership			
		Active Clubs	Clubs in Status Quo	Total Clubs	% Status Quo in Financial Suspension	New Clubs	Cancelled Clubs	YTD Net Club Gain/ Loss	Current Members In Active Clubs	Current Members In Status Quo Clubs	Current Total Members Count	YTD Add	YTD Drop	YTD NetGrowth (includes Active and Status Quo)	YTD NetGrowth% (includes Active and Status Quo)	Member Count 12 Months Ago	Average Member Count Per Club	% of Clubs with less than 20 members	Average Cancelled Club Age	Members Lost Due to Cancelled Clubs	% of Clubs Reporting Service	% No MMR in 3 Months	% No Officer Report in 12 months	% of Clubs with balance 90+ days	Number of Zone Chairs Recorded	Number of Region Chairs Recorded	District Officers Vacancies **
Ident 5823 - REP OF TAJIKISTAN		1	0	1	0%	0	0	0	20	0	20	0	0	0	0.00%	20	20	0%	0	0	100%	0%	0%	0%	0	0	
		1	0	1	0%	0	0	0	20	0	20	0	0	0	0.00%	20	20	0%	0	0	100%	0%	0%	0%	0	0	



District Health Assessment for Ident 5827 - REP OF GEORGIA - UND through September 2025

Status/ District Name of Months in Status *		Clubs							Membership							Member Strength		Cancellation		Reports			Finance		Leadership		
		Active Clubs	Clubs in Status Quo	Total Clubs	% Status Quo Clubs in Financial Suspension	New Clubs	Cancelled Clubs	YTD Net Club Gain/ Loss	Current Members In Active Clubs	Current Members In Status Quo Clubs	Current Total Members Count	YTD Add	YTD Drop	YTD NetGrowth (includes Active and Status Quo)	YTD NetGrowth% (includes Active and Status Quo)	Member Count 12 Months Ago	Average Member Count Per Club	% of Clubs with less than 20 members	Average Cancelled Club Age	Members Lost Due to Cancelled Clubs	% of Clubs Reporting Service	% No MMR in 3 Months	% No Officer Report in 12 months	% of Clubs with balance 90+ days	Number of Zone Chairs Recorded	Number of Region Chairs Recorded	District Officers Vacancies **
Ident 5827 - REP OF GEORGIA		15	0	15	0%	0	0	0	232	0	232	0	0	0	0.00%	234	15	47%	0	0	0%	100%	93%	100%	0	0	
		15	0	15	0%	0	0	0	232	0	232	0	0	0	0.00%	234	15	47%	0	0	0%	100%	93%	100%	0	0	



District Health Assessment for Ident 5835 - ALBANIA - UND through September 2025

Status/ District Name of Months in Status *		Clubs							Membership							Member Strength		Cancellation		Reports			Finance	Leadership			
		Active Clubs	Clubs in Status Quo	Total Clubs	% Status Quo in Financial Suspension	New Clubs	Cancelled Clubs	YTD Net Club Gain/ Loss	Current Members In Active Clubs	Current Members In Status Quo Clubs	Current Total Members Count	YTD Add	YTD Drop	YTD NetGrowth (includes Active and Status Quo)	YTD NetGrowth% (includes Active and Status Quo)	Member Count 12 Months Ago	Average Member Count Per Club	% of Clubs with less than 20 members	Average Cancelled Club Age	Members Lost Due to Cancelled Clubs	% of Clubs Reporting Service	% No MMR in 3 Months	% No Officer Report in 12 months	% of Clubs with balance 90+ days	Number of Zone Chairs Recorded	Number of Region Chairs Recorded	District Officers Vacancies **
Ident 5835 - ALBANIA		2	0	2	0%	0	0	0	37	0	37	0	0	0	0.00%	36	19	100%	0	0	0%	100%	50%	100%	0	0	
		2	0	2	0%	0	0	0	37	0	37	0	0	0	0.00%	36	19	100%	0	0	0%	100%	50%	100%	0	0	



District Health Assessment for Ident 5839 - BELARUS REP. - UND through September 2025

Status/ District Name of Months in Status *		Clubs							Membership							Member Strength		Cancellation		Reports			Finance	Leadership		
		Active Clubs	Clubs in Status Quo	Total Clubs	% Status Quo Clubs in Financial Suspension	New Clubs	Cancelled Clubs	YTD Net Club Gain/ Loss	Current Members In Active Clubs	Current Members In Status Quo Clubs	Current Total Members Count	YTD Add	YTD Drop	YTD NetGrowth (includes Active and Status Quo)	YTD NetGrowth% (includes Active and Status Quo)	Member Count 12 Months Ago	Average Member Count Per Club	% of Clubs with less than 20 members	Average Cancelled Club Age	Members Lost Due to Cancelled Clubs	% of Clubs Reporting Service	% No MMR in 3 Months	% No Officer Report in 12 months	% of Clubs with balance 90+ days	Number of Zone Chairs Recorded	Number of Region Chairs Recorded
Ident 5839 - BELARUS REP.		0	3	3	0%	0	0	0	40	40	0	0	0	0.00%	40	0	100%	0	0	0%	100%	100%	33%	0	0	
		0	3	3	0%	0	0	0	40	40	0	0	0	0.00%	40	0	100%	0	0	0%	100%	100%	33%	0	0	



District Health Assessment for Ident 5851 - REP OF SAN MARINO - UND through September 2025

Status/ District Name of Months in Status *		Clubs							Membership							Member Strength		Cancellation		Reports			Finance	Leadership			
		Active Clubs	Clubs in Status Quo	Total Clubs	% Status Quo in Financial Suspension	New Clubs	Cancelled Clubs	YTD Net Club Gain/ Loss	Current Members In Active Clubs	Current Members In Status Quo Clubs	Current Total Members Count	YTD Add	YTD Drop	YTD NetGrowth (includes Active and Status Quo)	YTD NetGrowth% (includes Active and Status Quo)	Member Count 12 Months Ago	Average Member Count Per Club	% of Clubs with less than 20 members	Average Cancelled Club Age	Members Lost Due to Cancelled Clubs	% of Clubs Reporting Service	% No MMR in 3 Months	% No Officer Report in 12 months	% of Clubs with balance 90+ days	Number of Zone Chairs Recorded	Number of Region Chairs Recorded	District Officers Vacancies **
Ident 5851 - REP OF SAN MARINO		1	0	1	0%	0	0	0	41	0	41	2	0	2	5.13%	41	41	0%	0	0	0%	0%	0%	100%	0	0	
		1	0	1	0%	0	0	0	41	0	41	2	0	2	5.13%	41	41	0%	0	0	0%	0%	0%	100%	0	0	



District Health Assessment for Ident 5863 - REP OF MOLDOVA - UND through September 2025

Status/ District Name of Months in Status *		Clubs							Membership							Member Strength		Cancellation		Reports			Finance	Leadership			
		Active Clubs	Clubs in Status Quo	Total Clubs	% Status Quo in Financial Suspension	New Clubs	Cancelled Clubs	YTD Net Club Gain/ Loss	Current Members In Active Clubs	Current Members In Status Quo Clubs	Current Total Members Count	YTD Add	YTD Drop	YTD NetGrowth (includes Active and Status Quo)	YTD NetGrowth% (includes Active and Status Quo)	Member Count 12 Months Ago	Average Member Count Per Club	% of Clubs with less than 20 members	Average Cancelled Club Age	Members Lost Due to Cancelled Clubs	% of Clubs Reporting Service	% No MMR in 3 Months	% No Officer Report in 12 months	% of Clubs with balance 90+ days	Number of Zone Chairs Recorded	Number of Region Chairs Recorded	District Officers Vacancies **
Ident 5863 - REP OF MOLDOVA		7	0	7	0%	0	0	0	101	0	101	5	6	-1	-0.98%	132	14	100%	0	0	0%	43%	14%	29%	0	0	
		7	0	7	0%	0	0	0	101	0	101	5	6	-1	-0.98%	132	14	100%	0	0	0%	43%	14%	29%	0	0	




District Health Assessment for Ident 5867 - PRIN OF MONACO - UND through September 2025

Status/ District Name of Months in Status *		Clubs							Membership							Member Strength		Cancellation		Reports			Finance	Leadership			
		Active Clubs	Clubs in Status Quo	Total Clubs	% Status Quo Clubs in Financial Suspension	New Clubs	Cancelled Clubs	YTD Net Club Gain/ Loss	Current Members In Active Clubs	Current Members In Status Quo Clubs	Current Total Members Count	YTD Add	YTD Drop	YTD NetGrowth (includes Active and Status Quo)	YTD NetGrowth% (includes Active and Status Quo)	Member Count 12 Months Ago	Average Member Count Per Club	% of Clubs with less than 20 members	Average Cancelled Club Age	Members Lost Due to Cancelled Clubs	% of Clubs Reporting Service	% No MMR in 3 Months	% No Officer Report in 12 months	% of Clubs with balance 90+ days	Number of Zone Chairs Recorded	Number of Region Chairs Recorded	District Officers Vacancies **
Ident 5867 - PRIN OF MONACO		1	0	1	0%	0	0	0	34	0	34	0	0	0	0.00%	35	34	0%	0	0	0%	100%	100%	100%	0	0	
		1	0	1	0%	0	0	0	34	0	34	0	0	0	0.00%	35	34	0%	0	0	0%	100%	100%	100%	0	0	



District Health Assessment for Ident 5875 - GIBRALTAR - UND through September 2025

 Status/ District Name		Clubs							Membership							Member Strength		Cancellation		Reports			Finance	Leadership		
		Active Clubs	Clubs in Status Quo	Total Clubs	% Status Quo Clubs in Financial Suspension	New Clubs	Cancelled Clubs	YTD Net Club Gain/Loss	Current Members In Active Clubs	Current Members In Status Quo Clubs	Current Total Members Count	YTD Add	YTD Drop	YTD NetGrowth (includes Active and Status Quo)	YTD NetGrowth% (includes Active and Status Quo)	Member Count 12 Months Ago	Average Member Count Per Club	% of Clubs with less than 20 members	Average Cancelled Club Age	Members Lost Due to Cancelled Clubs	% of Clubs Reporting Service	% No MMR in 3 Months	% No Officer Report in 12 months	% of Clubs with balance 90+ days	Number of Zone Chairs Recorded	Number of Region Chairs Recorded
Ident 5875 - GIBRALTAR		1	0	1	0%	0	0	15	0	15	1	0	1	7.14%	17	15	100%	0	0	0%	0%	0%	100%	0	0	
		1	0	1	0%	0	0	15	0	15	1	0	1	7.14%	17	15	100%	0	0	0%	0%	0%	100%	0	0	



District Health Assessment for Ident 5891 - REP OF LATVIA - UND through September 2025

Status/ District Name of Months in Status *		Clubs							Membership							Member Strength		Cancellation		Reports			Finance	Leadership			
		Active Clubs	Clubs in Status Quo	Total Clubs	% Status Quo Clubs in Financial Suspension	New Clubs	Cancelled Clubs	YTD Net Club Gain/ Loss	Current Members In Active Clubs	Current Members In Status Quo Clubs	Current Total Members Count	YTD Add	YTD Drop	YTD NetGrowth (includes Active and Status Quo)	YTD NetGrowth% (includes Active and Status Quo)	Member Count 12 Months Ago	Average Member Count Per Club	% of Clubs with less than 20 members	Average Cancelled Club Age	Members Lost Due to Cancelled Clubs	% of Clubs Reporting Service	% No MMR in 3 Months	% No Officer Report in 12 months	% of Clubs with balance 90+ days	Number of Zone Chairs Recorded	Number of Region Chairs Recorded	District Officers Vacancies **
Ident 5891 - REP OF LATVIA		2	0	2	0%	0	1	-1	15	0	15	0	6	-6	-28.57%	24	8	100%	7	6	0%	50%	0%	50%	0	0	
		2	0	2	0%	0	1	-1	15	0	15	0	6	-6	-28.57%	24	8	100%	7	6	0%	50%	0%	50%	0	0	



District Health Assessment for Ident 5911 - REPUBLIC OF KOSOVO - UND through September 2025

Status/ District Name of Months in Status *		Clubs							Membership							Member Strength		Cancellation		Reports			Finance	Leadership			
		Active Clubs	Clubs in Status Quo	Total Clubs	% Status Quo in Financial Suspension	New Clubs	Cancelled Clubs	YTD Net Club Gain/ Loss	Current Members In Active Clubs	Current Members In Status Quo Clubs	Current Total Members Count	YTD Add	YTD Drop	YTD NetGrowth (includes Active and Status Quo)	YTD NetGrowth% (includes Active and Status Quo)	Member Count 12 Months Ago	Average Member Count Per Club	% of Clubs with less than 20 members	Average Cancelled Club Age	Members Lost Due to Cancelled Clubs	% of Clubs Reporting Service	% No MMR in 3 Months	% No Officer Report in 12 months	% of Clubs with balance 90+ days	Number of Zone Chairs Recorded	Number of Region Chairs Recorded	District Officers Vacancies **
Ident 5911 - REPUBLIC OF KOSOVO		5	1	6	100%	0	1	-1	70	19	89	1	27	-26	-22.61%	101	14	83%	6	16	0%	33%	17%	100%	0	0	
		5	1	6	100%	0	1	-1	70	19	89	1	27	-26	-22.61%	101	18	83%	6	16	0%	33%	17%	100%	0	0	



District Health Assessment for Ident 5915 - ARMENIA - UND through September 2025

Status/ District Name		Clubs							Membership							Member Strength		Cancellation		Reports			Finance	Leadership			
		Active Clubs	Clubs in Status Quo	Total Clubs	% Status Quo Clubs in Financial Suspension	New Clubs	Cancelled Clubs	YTD Net Club Gain/Loss	Current Members In Active Clubs	Current Members In Status Quo Clubs	Current Total Members Count	YTD Add	YTD Drop	YTD NetGrowth (includes Active and Status Quo)	YTD NetGrowth% (includes Active and Status Quo)	Member Count 12 Months Ago	Average Member Count Per Club	% of Clubs with less than 20 members	Average Cancelled Club Age	Members Lost Due to Cancelled Clubs	% of Clubs Reporting Service	% No MMR in 3 Months	% No Officer Report in 12 months	% of Clubs with balance 90+ days	Number of Zone Chairs Recorded	Number of Region Chairs Recorded	District Officers Vacancies **
Ident 5915 - ARMENIA		1	4	5	25%	0	0	0	11	32	43	0	0	0	0.00%	27	11	100%	0	0	0%	100%	60%	100%	0	0	
		1	4	5	25%	0	0	0	11	32	43	0	0	0	0.00%	27	43	100%	0	0	0%	100%	60%	100%	0	0	




District Health Assessment for Ident 5931 - BULGARIA - UND through September 2025

Status/ District Name of Months in Status *		Clubs							Membership							Member Strength		Cancellation		Reports			Finance	Leadership			
		Active Clubs	Clubs in Status Quo	Total Clubs	% Status Quo Clubs in Financial Suspension	New Clubs	Cancelled Clubs	YTD Net Club Gain/ Loss	Current Members In Active Clubs	Current Members In Status Quo Clubs	Current Total Members Count	YTD Add	YTD Drop	YTD NetGrowth (includes Active and Status Quo)	YTD NetGrowth% (includes Active and Status Quo)	Member Count 12 Months Ago	Average Member Count Per Club	% of Clubs with less than 20 members	Average Cancelled Club Age	Members Lost Due to Cancelled Clubs	% of Clubs Reporting Service	% No MMR in 3 Months	% No Officer Report in 12 months	% of Clubs with balance 90+ days	Number of Zone Chairs Recorded	Number of Region Chairs Recorded	District Officers Vacancies **
Ident 5931 - BULGARIA		9	0	9	0%	0	0	0	217	0	217	7	11	-4	-1.81%	214	24	33%	0	0	22%	67%	11%	56%	0	0	
		9	0	9	0%	0	0	0	217	0	217	7	11	-4	-1.81%	214	24	33%	0	0	22%	67%	11%	56%	0	0	



District Health Assessment for Ident 5935 - SERBIA - UND through September 2025

 Status/ District Name		Clubs							Membership							Member Strength		Cancellation		Reports			Finance	Leadership			
		Active Clubs	Clubs in Status Quo	Total Clubs	% Status Quo Clubs in Financial Suspension	New Clubs	Cancelled Clubs	YTD Net Club Gain/Loss	Current Members In Active Clubs	Current Members In Status Quo Clubs	Current Total Members Count	YTD Add	YTD Drop	YTD NetGrowth (includes Active and Status Quo)	YTD NetGrowth% (includes Active and Status Quo)	Member Count 12 Months Ago	Average Member Count Per Club	% of Clubs with less than 20 members	Average Cancelled Club Age	Members Lost Due to Cancelled Clubs	% of Clubs Reporting Service	% No MMR in 3 Months	% No Officer Report in 12 months	% of Clubs with balance 90+ days	Number of Zone Chairs Recorded	Number of Region Chairs Recorded	District Officers Vacancies **
Ident 5935 - SERBIA		4	0	4	0%	0	0	0	52	0	52	0	1	-1	-1.89%	48	13	75%	0	0	0%	75%	25%	75%	0	0	
		4	0	4	0%	0	0	0	52	0	52	0	1	-1	-1.89%	48	13	75%	0	0	0%	75%	25%	75%	0	0	

* - District Status: P - Provisional, T - Transitional.
** - District Officers Vacancies: DG - District Governor, 1st VDG - First Vice District Governor, 2nd VDG - Second Vice District Governor.